



Years 4 - 6

Our beliefs and Rationale for iLearn@HRSS BYOD (iPad) Program

At Highland Reserve State School our vision is to develop **CLEVER-SKILLED-CREATIVE** students who are inspired to become successful life-long learners. Rapid and ongoing advances in technology have changed the way people communicate and collaborate as well as process and share information. Alongside the development of Literacy and Numeracy skills, our core focus at Highland Reserve State School, we recognise the importance of developing collaborative, creative and critical thinking 21st Century Learners who can communicate effectively. It is vital students develop the digital literacy, digital citizenship and lifelong skills required to engage in society, today and in the future.

Technology enables creative expression, independent thinking, problem solving and collaboration. It allows students to take greater control of their learning. Technology allows opportunities for teachers to provide feedback to students and their families around what students have done well and what they need to do to improve. Through iLearn@HRSS, students bring a personally owned iPad to school for the purpose of learning.

Advantages of using an iPad:

- Portable, light, hand-held device that can be used anywhere and anytime
- Access to rich media, including school-based subscriptions to digital stories and multi-media tools
- High student engagement (independently and collaboratively)
- Access to high quality apps (free and paid) with strong multi-media capabilities, allowing students opportunities to investigate, information, create and publish work as well as share learning with the wider school community
- Equip students with digital citizenship and key 21st century skills, seamlessly through home and school
- Minimal technical requirements, stable operating system and security.

iPad Purchasing for Year 4, 5 and 6 students

Our iLearn@HRSS program requires parents to purchase an iPad and accessories from an independent supplier. The iPad needs to be a:

- 9th, 10th or 11th generation iPad (minimum 10.2-inch screen)
- Wi-Fi only
- iPadOS 18 or later

Accessories required:

- Headphones to suit purchased iPad (with either Bluetooth or adaptor connectivity).
- iPad case.
- Ensure headphone adaptor can easily be connected through the iPad case
- Screen protector

Optional:

- Apple pencil/stylus
- Bluetooth keyboard

Students without their own device will have access to a limited number of shared, school-owned, devices during school hours.

iLearn@HRSS Program Requirements

- Parents to sign and return the **Acceptable Use Policy and Participation Agreement** form (by week 4 TERM 1 2026)
- Parents to complete the **ONLINE Third Party Website Consent** form (by week 4 TERM 1 2026)
- Install the required apps on to the iPad by the commencement of the 2026 school year

Insurance

The school does not accept liability for, or provide insurance coverage for, student-owned devices. While every effort is taken in the school environment to ensure devices are kept secure and used appropriately, parents are encouraged to seek personal insurance. Check with your preferred insurance company or the iPad seller about insurance to cover the iPad when it is outside of the home environment.

Responsibilities






Our goal is to ensure the safe and responsible use of facilities, services and resources available to students through the provision of clear guidelines.

Highland Reserve State School	<ul style="list-style-type: none"> - Support setting up the iPad i.e. securing settings and 'how to' add apps if required - Network connection at school using student's individual network user account (some technical support to establish the initial connection) - Internet filtering (when connected to the school network) - Highland Reserve SS will provide ongoing support to teachers and students to ensure everyone is skilled in using the iPad for cross curricular purpose - Communicating with families and sharing student learning through digital platforms
Student	<ul style="list-style-type: none"> - Participate in iLearn@HRSS lessons outlining Highland Reserve SS expectations on the use of iPad at school - Ensure the iPad is only used at school for educational purposes - Care for the device i.e. ensure that the iPad is carried in a bag to and from school - Engage in appropriate digital citizenship and online safety - Ensure the iPad comes to school fully charged each day and is taken home each afternoon. iPads are unable to be charged at school - Ensure connection to the school network using individual student network user account - Ensure the iPad's sturdy, protective case remains on at all times - Report any damage to teachers and families - Ensure school created content is not deleted from the device unless instructed by the teacher - Maintain a current back-up of data - Ensure the iPad is not used for personal online communication or direct messaging whilst at school - Follow the school's ICT rules – Be a Learner, Be Safe, Be Respectful and Be Responsible - Report if someone has breached the school's ICT rules - Understand consequences for not adhering to the school's ICT rules - Sign and abide by the school's <i>Student ICTs Acceptable Use Agreement</i> form - With parents, sign the <i>Acceptable Use Policy and Participation Agreement</i> form
Parent and Caregiver	<ul style="list-style-type: none"> - Purchase the iPad, as per device specifications - Discuss the student responsibilities with the student and together sign the <i>Acceptable Use Policy and Participation Agreement</i> form - Acknowledge that the core purpose of device, at school, is for educational purposes - Encourage and support appropriate digital citizenship and cybersafety with students - Some technical support - Ensure the required apps are installed for the start of the school year and updated when required - Ensure the device is fitted with a protective case and screen protector - Ensure the device has adequate warranty and insurance (the school does not provide insurance for student-owned devices) - Ensure there is no communication with students through the iPad whilst at school - all communication with students must be directed via the office - Understand and sign the <i>Acceptable Use Policy and Participation Agreement</i> form - View the <i>Mobile Technologies</i> policy and <i>HRSS Student Code of Conduct</i> on the school website

HIGHLAND RESERVE STATE SCHOOL BEHAVIOUR MATRIX

We are Responsible when we follow our School Expectations

EXPECTATIONS	ALL AREAS	LEARNING TIME	BREAK TIME & TRANSITIONS	TECHNOLOGY
 <p>We are SAFE</p>	<ul style="list-style-type: none"> We keep our whole body and objects to ourselves. We use the High 5 to solve conflict. We walk safely while moving around the school. We use resources for their intended purpose. We are in the right place at the right time. We follow road safety rules. We wear our school hat while outdoors. 	<ul style="list-style-type: none"> We wait for a teacher before entering a space. We only leave the learning space with permission. We maintain a tidy classroom. We move safely in learning areas. 	<ul style="list-style-type: none"> We stay seated while eating or waiting in Year level areas. We ask for permission to leave the eating area. We carry tuckshop to our Year Level eating area. We wash our hands after using the toilet and before eating. We line up in one of two lines. We walk bikes and scooters while on school grounds 	<ul style="list-style-type: none"> We use electronics and devices when we have permission. We keep passwords and personal information private. We report any damage or inappropriate content to a staff member immediately. We store and carry devices safely. We keep iPads in bags before and after school.
 <p>We are RESPECTFUL</p>	<ul style="list-style-type: none"> We are kind to others with our actions and words. We use active listening. We are honest. We treat all property with respect. We wear the school uniform with pride. We take care of our school environment. 	<ul style="list-style-type: none"> We respect others' right to learn. We value others' opinions, ideas and needs. We work cooperatively with others. We raise our hand to speak. 	<ul style="list-style-type: none"> We eat our own lunch only. We wait for staff to release us for play. We walk quietly past other classes. We maintain privacy when using toilets We use the toilets appropriately and leave the toilet areas tidy. 	<ul style="list-style-type: none"> We ask permission to take photos/videos of others. We only share work and graphics with staff permission. We 'sign-in' personal devices, like mobile phones, to the office at the start of the day.
 <p>We are LEARNERS</p>	<ul style="list-style-type: none"> We think first before acting. We follow school and class routines. We follow staff instructions. We check in to make sure we are ready to learn. We are responsible for our own choices and actions. We are positive role models for others. 	<ul style="list-style-type: none"> We are organised for learning. We participate in all activities positively. We use a growth mindset. We accept and use feedback to achieve our goals. We ask questions if we are unsure or need help. We persist when faced with challenges. 	<ul style="list-style-type: none"> We follow friendly game rules. We show good sportsmanship and encourage others. We share and take turns when using equipment. We play in Year Level areas. 	<ul style="list-style-type: none"> We only use devices for learning. We only use Apps and sites we have permission to use. We make sure iPads and equipment are charged every day.



Steps to iLearn@HRSS



Step 1

Stay up to date with iLearn@HRSS program information through:

- School website
- Facebook posts
- Email notifications



Step 2

- Purchase 9th, 10th or 11th **generation iPad (minimum iPadOS 18 and 10.2-inch screen, wifi only)** from an independent supplier



Step 3

- Set up your iPad.
- Install the required apps onto the iPad, ready for the start of the school year.



Step 4

Term 1, 2026, sign:

- **Third Party Website Consent** (online) form
- **Acceptable Use Policy and Participation Agreement** form



Step 5

Have regular discussions and provide ongoing support to your child around responsible use of the iPad and internet safety.



Step 6

If you require further information, please contact your child's teacher or one of the Deputy Principal's.